

How to help your child prepare for SATs

What do the SATs test?

SATs (standardised assessment tests)

At the end of Year 6, children in England sit tests in:

PAPER	Date
English grammar, punctuation and spelling (GPS or SpaG)	Monday 13th May 2024
Reading	Tuesday 14th May 2024
Maths	Wednesday 15th May 2024
	Thursday 16th May 2024

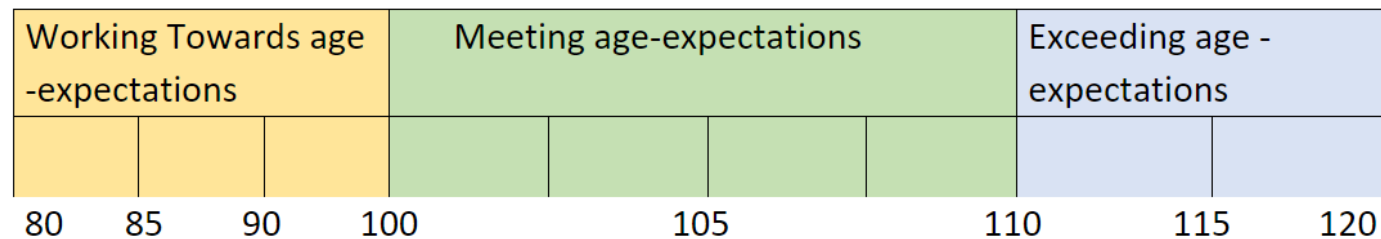
What do the results mean?

Your child will receive a **Scaled Score**, a number between 80 and 120.

National standard: is the level that children are expected to reach in their SATs, which is set at 100.

A score of 100+ means that your child is working at the expected standard.

Year 6 scaled scores



How will the tests be administered?

In the morning.

Where possible, the test will be sat with the child's teacher in their classroom.

Some children will have alternative arrangements.

Children will be provided with all required resources except a water bottle. (These must be sport cap to prevent spillage.)

Does my child have to sit SATs? Are they compulsory?

In England, the tests are compulsory for all 11 year olds.

If there is a reason a test date is missed, you must inform the school as soon as possible. Alternative timetable arrangements require prior approval.

What if my child is unwell?

First: determine whether your child is sick or 'worried-ill'.

Second: Contact the school office as soon as possible and they will advise you on the next steps.

When do we find out the results of the SATs?

Annual End of Year Report

Alongside the teacher assessment about your child's attainment, attitude and effort you will receive your child's scaled score.

How are results used?

These tests are both set and marked **externally** - [Standards & Testing Agency](#).

They are a measure of the school's performance.

They provide diagnostic information alongside teacher assessment about your child's attainment.

How is my child helped to prepare?

Learning environment:

retrieval practice and test practice,
breaks and focus.

Language:

Positive phrasing

Now you are ready for...

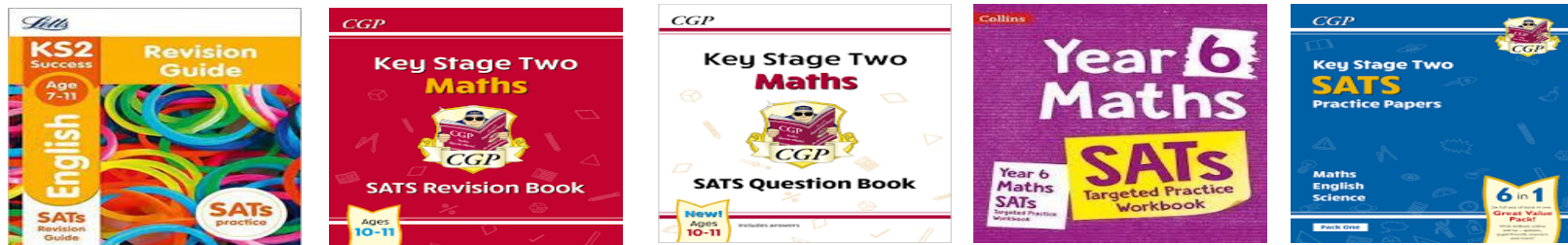
Children encourage each other.

TOP TIPS: Helping your child to prepare.

PRACTICE: if children enjoy the challenge. There are lots of revision guides available to buy.

Workbooks provide lots of practice tests

Revision guides include a teaching element.



TOP TIPS: Helping your child to prepare.

Build stamina and concentration.

GAMES: Uno and sudoku's , hangman, Boggle or Scrabble. These support both literacy and numeracy but also focus.

READING: This is a key part of primary education. It also builds moments of stillness and calm.

TOP TIPS: Helping your child to prepare.

POSITIVE TALK:

Children perform best when they are relaxed. If school and parents give a positive message, together this has a bigger impact.

Your child will mirror your feelings.

Keep it in proportion.

PRAISE over PRACTICE

TOP TIPS: Helping your child to prepare.

Try to keep everything else running normally.

Avoid late nights, as children will find sitting the tests tiring.

Big Breakfasts and extra snacks: fruit, cereal bars and water.

What resources are available for support?

[Practice papers online](#)

[SpaG online games](#)

[TWINKL SATs parent guide](#)

IXL

The screenshot shows the IXL website interface. At the top, there is a search bar with the text "Search topics and skills" and a magnifying glass icon. To the right of the search bar are fields for "Username" and "Password". Below the search bar is a green navigation bar with the words "Learning", "Diagnostic", and "Analytics". Underneath this bar are icons for "Recommendations", "Maths", "English", and "Nati". A "View by:" dropdown menu is set to "Years". The main content area is titled "Year 6 English" and includes a sub-header "IXL offers more than 100 year 6 English skills to explore and learn! Not sure where to start? Click on a skill that looks interesting!". Below this are four filter buttons: "Reading strategies", "Writing strategies", "Vocabulary", and "Grammar and mechanics". The "Reading strategies" section is expanded, showing a "Main idea" section with three sub-points (A.1, A.2, A.3) and a "Sensory details" section with one sub-point (E.1). There is also a "Literary devices" section with three sub-points (F.1, F.2, F.3).

BBC Bitesize

KS2 subjects

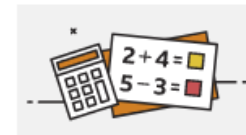
These subjects may contain both Guides for s



Computing



English



Maths



Modern Foreign Languages

What should I do if I think my child is not coping.

